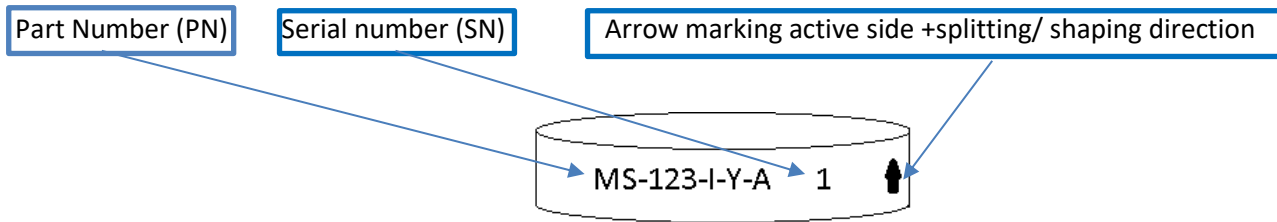


## General marking rules:

Unless specifically mentioned, all Holo/Or elements will come marked with the following, as in drawing below:



## Arrow marks on optical elements

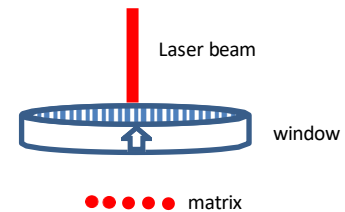
Window; PL/PL:

The arrow mark on **windows** always points towards the diffractive side.

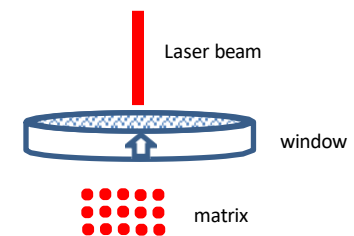


In MS/DS/TS/SA products, the arrow mark is located in respect to the matrix / image orientation, see examples below:

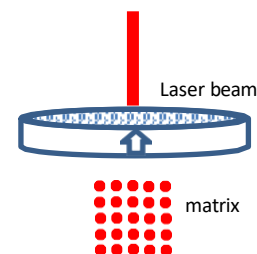
In **1D** MS/DS/TS/SA products, the arrow mark is located in the axis perpendicular to the splitting direction.



In **2D** MS products, with asymmetrical matrix (e.g., 5x3 points), the arrow mark is on the axis perpendicular to the long edge of the matrix / image (larger angle splitting direction).



In **2D** MS products, with symmetrical matrix (e.g., 5x5 points), the arrow mark is on an axis perpendicular to matrix / image edge.



The arrow mark on DOE produced on **lenses** (PL/CX, PL/CV) points towards the curved side (arrow points down) at the same orientation Vs. the matrix, see image. The pattern is on the Plano side.

